

DESCRIPTION OF THE PRODUCT

UHF band remote with PLL controlled carrier frequency. This type of remote is used for controlling devices for domestic use, automatic openings, ON-OFF light control, dimming, etc. This appliance transmits a rolling code type signal to prevent duplication and guarantee maximum secrecy. The remote code can be stored in the receiver directly via the latter or via radio from the remote. With the second possibility you can add new remotes to an existing system without having to touch the receiver. This can be done directly by the end user (the installer's help is not required). The code is stored in the receiver's EEPROM memory that retains it even if power is cut temporarily.



SAFETY RULES

- Do not use the manual remote in places or where systems are sensitive to radio emissions (e.g. airports, hospitals).
- Keep the remote out of the reach of children and animals.
- Do not keep or use the remote in places that are damp, where there is steam, high air humidity, dust or where it is exposed to the direct rays of the sun or similar environmental conditions.
- Do not let the manual remote drop: it could be damaged or its range of action reduced.
- Changes or modification not expressly approved by the party responsible for compliance could void the user's authority to operate the equipment.

USE

- The operator is in no way protected against interference from other telecommunication equipment or systems (e.g. authorised radio systems working on the same frequency range).
- If you are having problems with its range of action, fix the remote up high. Change the battery if necessary.
- Do not use your nails to press the key as they could damage the keys.

CHANGING THE BATTERY

- Keep the batteries out of the reach of children.
- Call a doctor immediately if a battery is swallowed.
- Explosion hazard if the battery is substituted incorrectly.
- Replace the battery with a CR 2430 type battery only.
- Always wrap the battery up, both when it is being stored and when it is being disposed of. The battery should not come into contact with other metal objects as it could cause the battery to run down, catch fire or be damaged.
- Dispose of damaged or finished batteries immediately in compliance with the law. To this end, contact the authorities for safeguarding the environment or the centre for disposing of waste materials in your area.
- Do not throw the battery away with household rubbish.

- Open the back cover (manual remote) or the battery housing (wall remote).

- Take the old battery out and put the new one in the same way. Pay attention to correct polarity (+/-)!

REMOTE FIXING

If the remote is fixed on the wall with biadhhesive, the maximum holding will be reached after 24 hours from the application. Application temperature min.+10°C.

GUARANTEE

The guarantee complies with the law. If the guarantee has to be used please refer to the specialized retailer. The right to the guarantee is applicable only for the country in which the manual remote was purchased. The batteries are not covered by the guarantee.

HOW TO STORE A REMOTE VIA RADIO WITHOUT ACCESSING THE RECEIVER BY MEANS OF A PREVIOUSLY STORED REMOTE

- Press the internal key P3 of a previously stored remote, the enabled receiver emits a continuous sound for 5 seconds.
- Transmit a channel present in the memory of the receiver, in which the new code is to be memorized, within 5 seconds and the buzzer will interrupt the sound for 1 sec, and then carry on for another 5 seconds.
- Transmit the new channel to store within 5 seconds, confirmed by intermittent buzzing.

CONFORMITY

Teleco Automation s.r.l. declares that the remotes supplied satisfy the following technical regulations:

- FCC (Federal Communications Commission) Part 15 (FCC ID: P59TVMX916S; P59TVEVO916S)
- IC (Industry Canada) RSS-102 (IC: 11242A-TVTXI916S; IC: 11242A-TVEVO916S)

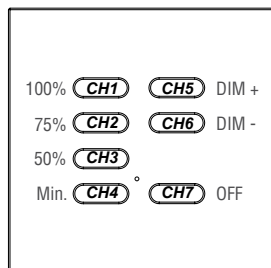
This device complies with part 15 of the FCC Rules. Operation is subject to the following two conditions (1) this device may not cause harmful interference, and (2) this device must accept any interference received, including interference that may cause undesired operation.

TECHNICAL DATA

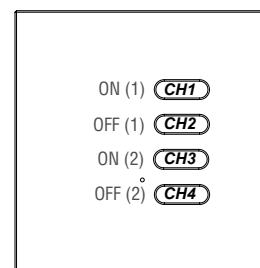
The manufacturer programs each individual remote with a unique code

	4/7 Channel Wall Remote	42 Channel Portable Remote
Carrier Frequency	916MHz	
Modulation	FSK	
Power Supply	3V ±10% CR2430 battery	
Consumption when transmitting	10mA	
Working Temperature	-10/+55°C	

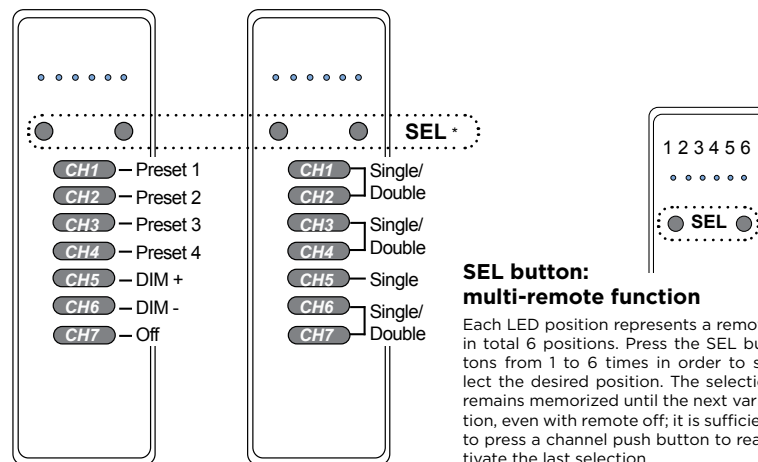
7 CHANNEL REMOTE



4 CHANNEL REMOTE



42 CHANNEL REMOTE



SEL button: multi-remote function

Each LED position represents a remote, in total 6 positions. Press the SEL buttons from 1 to 6 times in order to select the desired position. The selection remains memorized until the next variation, even with remote off; it is sufficient to press a channel push button to reactivate the last selection.

