

BROMIC
HEATING



ECLIPSE
SMART-HEAT™ ELECTRIC

ECLIPSE SMART-HEAT™ ELECTRIC

Dim the lights and turn up the heat with our Eclipse Smart-Heat™ Electric heater. Available in six unique mounting options, the new Bronic Eclipse Smart-Heat™ series adds style, warmth and light to design-focused outdoor spaces.

UNIQUE DESIGN

Elegantly understated design that complements any design-focused outdoor environment.

FLEXIBLE MOUNTING OPTIONS

Minimal vertical clearance requirements and a wide range of wall, ceiling, and free-standing options to suit any space.

PREMIUM CONSTRUCTION

Superior components, ensuring longevity of use and aesthetic appeal for years to come.

CERAMIC SCREEN

Spreads heat evenly across any area while minimizing light emission from the heating element.

PRECISE CONTROL

Accurately adjust the heat output (0/33/66/100%) for complete control over the level of comfort.

DIMMABLE LIGHT

Complete flexibility over level of brightness for the right amount of ambience.



WALL MOUNT



48" STRAIGHT CEILING MOUNT POLE



24" STRAIGHT CEILING MOUNT POLE



24" CURVED CEILING MOUNT POLE



COMPATIBLE WITH
SMART-WIRELESS
TECHNOLOGY



EXTEND YOUR COMFORT OUTDOORS
WITH THE SUPERIOR HEAT AND
AWARD-WINNING DESIGN OF OUR
SMART-HEAT™ OUTDOOR HEATERS.

24" TWIN CEILING MOUNT POLE

ECLIPSE SMART-HEAT™ ELECTRIC PENDANT

MODEL	
PRODUCT CODE	BH0920001-1
FUEL TYPE	ELECTRIC (2900W)
COLOR	MATTE BLACK
MATERIAL (HEATER HEAD)	PREMIUM COATED 304 STAINLESS STEEL
MATERIAL (MOUNTING ARMS)	PREMIUM, DOUBLE COATED STEEL
HEAT AREA	121FT ²
LED COLOR	WARM WHITE - DIMMABLE
LED TEMPERATURE	3000K
LED LUMENS	216.6
RATED CURRENT & VOLTAGE	11.4 A (220V) / 11.8 A (230V) / 12.1 A (240V)
MINIMUM FLOOR CLEARANCE	CEILING 96" WALL 96"

MOUNTING OPTIONS	
WALL MOUNT	BH3230006 (OPTIONAL)
8" STRAIGHT CEILING MOUNT POLE	BH3230001 (OPTIONAL)
24" STRAIGHT CEILING MOUNT POLE	BH3230002 (OPTIONAL)
24" TWIN STRAIGHT CEILING MOUNT POLE	INCLUDED
24" CURVED CEILING MOUNT POLE	BH3230004 (OPTIONAL)
48" STRAIGHT CEILING MOUNT POLE	BH3230005 (OPTIONAL)

CONTROL OPTIONS	
DIMMER CONTROL	BH3230007-1 (RECOMMENDED)
MASTER REMOTE ECLIPSE*	BH3623002-1 (OPTIONAL)

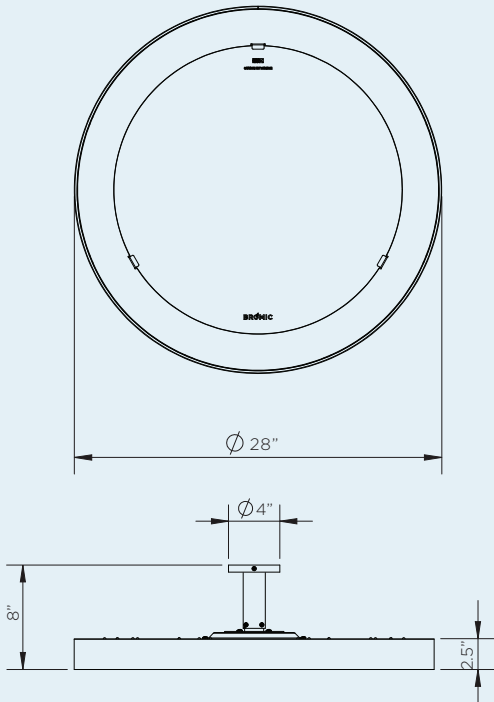
*Control up to six zones of heaters with unlimited heaters per zone from a single remote. Dimmer control required.

Measurements displayed within this catalog are minimum requirements for installation.

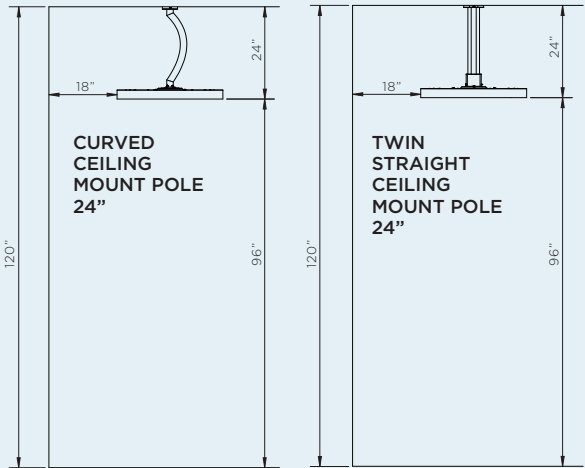
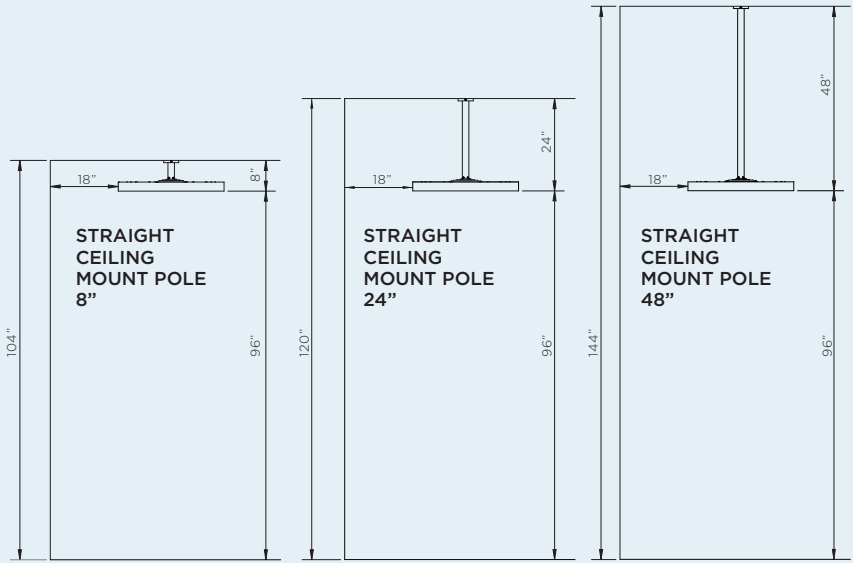
Bromic takes no responsibility for incorrect or non-compliant installations.

All measurements in this catalog are displayed in inches.

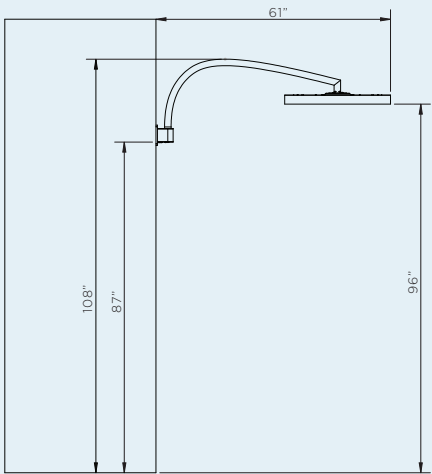
PRODUCT MEASUREMENTS



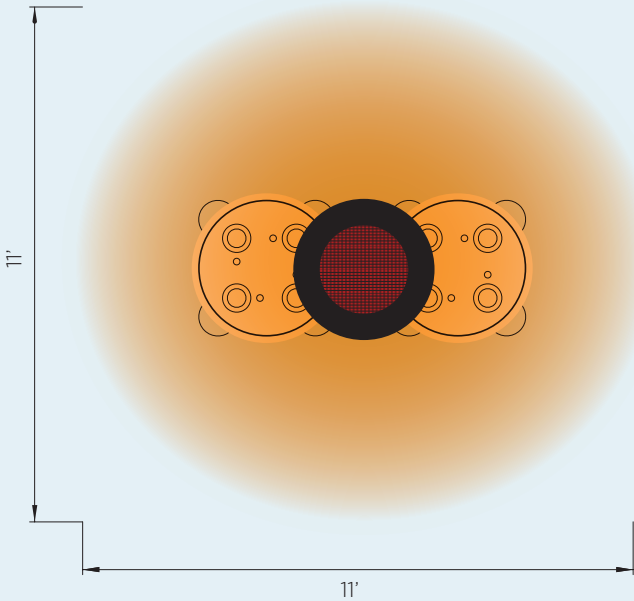
CEILING MOUNTING OPTIONS



WALL MOUNTING



HEAT AREA



2900W SERIES
HEATING APPROXIMATELY 121FT²
2900W HEATING POWER

*HEAT AREA DEPENDENT ON AMBIENT TEMPERATURE AND WIND. OPTIMUM CONDITIONS EXPERIENCED AT APPROX 60°F AND IN A LOW WIND COVERED ENVIRONMENT.

EXPLORE THE POSSIBILITIES

With the Bromic Smart-Heat™ complimentary design service, designing a solution to optimize heating for your outdoor spaces is simple.

BROMIC.COM

ASIA PACIFIC | NORTH AMERICA | EUROPE

Bromic pursues a policy of continuing improvement in design and performance of its products. The right is therefore reserved to vary specifications without notice.

02.2022